

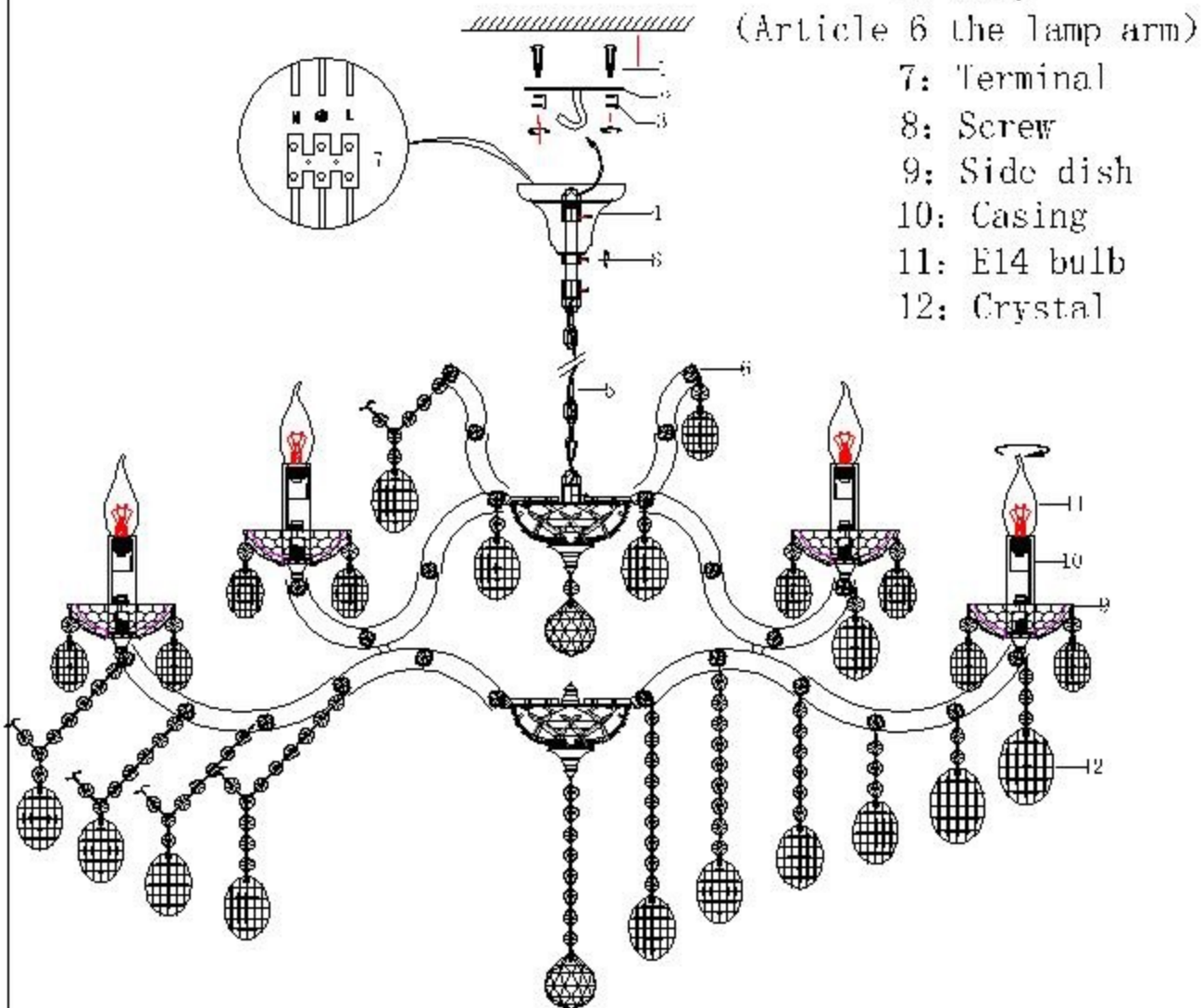
Product: HOLLYWOOD SP12+6

Specification of installation

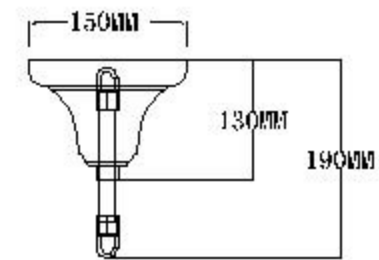
In order to ensure safety use, please notice the following items:

- .Read and understand the whole Specification.
- .Suitable for the use of 220~240v and 50~60Hz.
- .Please wear gloves as installment and avoid rot on the surface of plating.
- .Must be installed on the fixed places and be checked annually.
- .Please turn off the lighting source by soft cloth as cleaning prohibited to use of rotted detergent.
- .Please connect with the local sales service centhr when there are any abnormality.

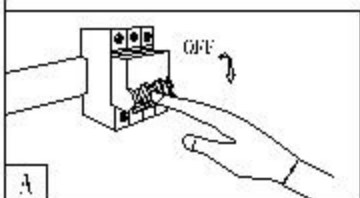
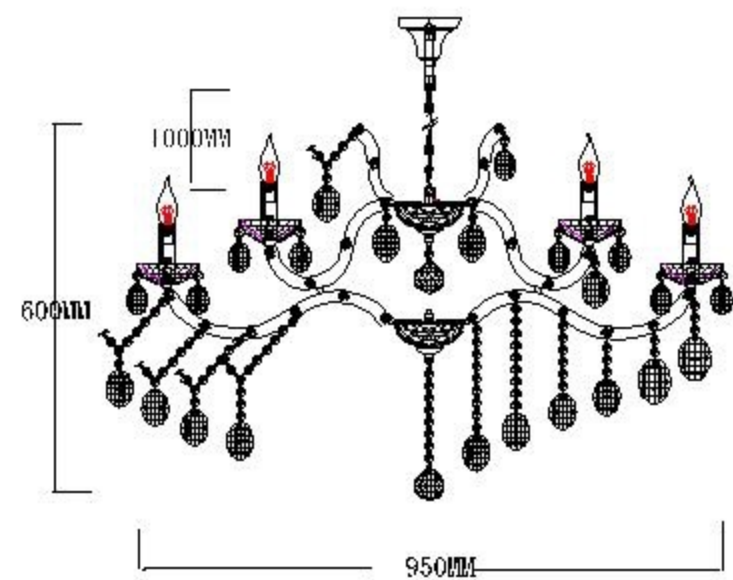
- 1: The explosion
- 2: Hangs Taiwan
- 3: Gasket, Nut
- 4: Bell, Derrick
- 5: Chain hoist
- 6: Lamp
- 7: Terminal
- 8: Screw
- 9: Side dish
- 10: Casing
- 11: E14 bulb
- 12: Crystal



CEILING PAN SIZE



FIXTURE SIZE:



Product: HOLLYWOOD SP12+6

